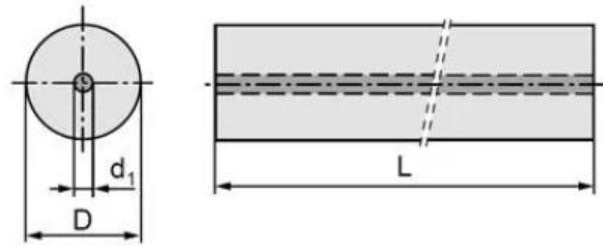


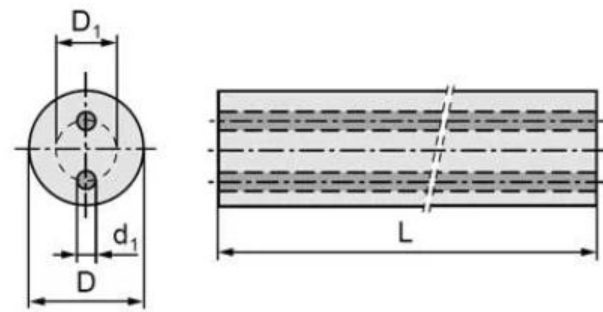
1. 材料名稱  
 2. WC  
 3. CO  
 4. 晶粒度  
 5. 比重  
 6. 硬度  
 7. 抗折力

材質名稱	WC	CO	晶粒度	比重	硬度	抗折力
(Grade)	(%)	(%)	Grain size	Density	Hardness	TRS
	(%)	(%)	(um)	(g/cm <sup>3</sup> )±0.1	(HRA)±0.5	(kgf/mm <sup>2</sup> )
H10F	90	10	0.8	14.4	91.8	>350

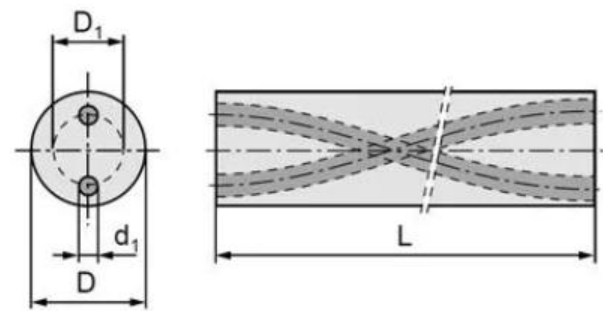
### Rods with Central Coolant Hole



### Rods with Two Straight Coolant Holes

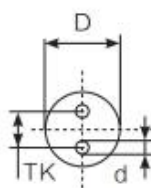
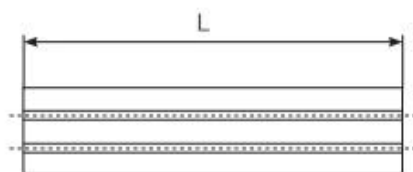


### Rods with 2 Helical Coolant Holes



# 双直孔圆棒

Rods with Two Straight Coolant Holes



规格 type	外径 (D)	内孔 (d)	孔距 (TK)	长度 (L)
Φ4×2Φ0.5-1.6×330	4	0.5	1.6	330
Φ5×2Φ0.6-2.1×330	5	0.6	2.1	330
Φ6×2Φ1.0-2.4×330	6	1.0	2.4	330
Φ6×2Φ0.9-2.6×330	6	0.9	2.6	330
Φ6×2Φ0.9-3.0×330	6	0.9	3.0	330
Φ7×2Φ0.9-3.0×330	7	0.9	3.0	330
Φ8×2Φ0.8-2.6×330	8	0.8	2.6	330
Φ8×2Φ1.0-2.6×330	8	1.0	2.6	330
Φ9×2Φ0.9-2.0×330	9	0.9	2.0	330
Φ10×2Φ1.0-2.5×330	10	1.0	2.5	330
Φ11×2Φ1.2-3.5×330	11	1.2	3.5	330
Φ12×2Φ1.2-3.5×330	12	1.2	3.5	330
Φ12×2Φ1.8-5.0×330	12	1.8	5.0	330
Φ12×2Φ1.8-5.8×330	12	1.8	5.8	330
Φ13×2Φ1.5-5.0×330	13	1.5	5.0	330
Φ14×2Φ1.5-5.0×330	14	1.5	5.0	330
Φ14×2Φ1.8-5.5×330	14	1.8	5.5	330
Φ15×2Φ1.5-5.0×330	15	1.5	5.0	330
Φ16×2Φ1.0-5.0×330	16	1.0	5.0	330
Φ16×2Φ1.8-5.5×330	16	1.8	5.5	330
Φ18×2Φ2.0-6.0×330	18	2.0	6.0	330
Φ20×2Φ2.0-6.0×330	20	2.0	6.0	330
Φ21×2Φ2.0-6.0×330	21	2.0	6.0	330
Φ22×2Φ2.0-6.0×330	22	2.0	6.0	330
Φ23×2Φ2.0-7.5×330	23	2.0	7.5	330
Φ24×2Φ2.0-7.5×330	24	2.0	7.5	330
Φ25×2Φ2.0-7.5×330	25	2.0	7.5	330

1. 标准外径: Φ4-Φ25
2. 标准长度: 330mm, 其他长度可接受订制